



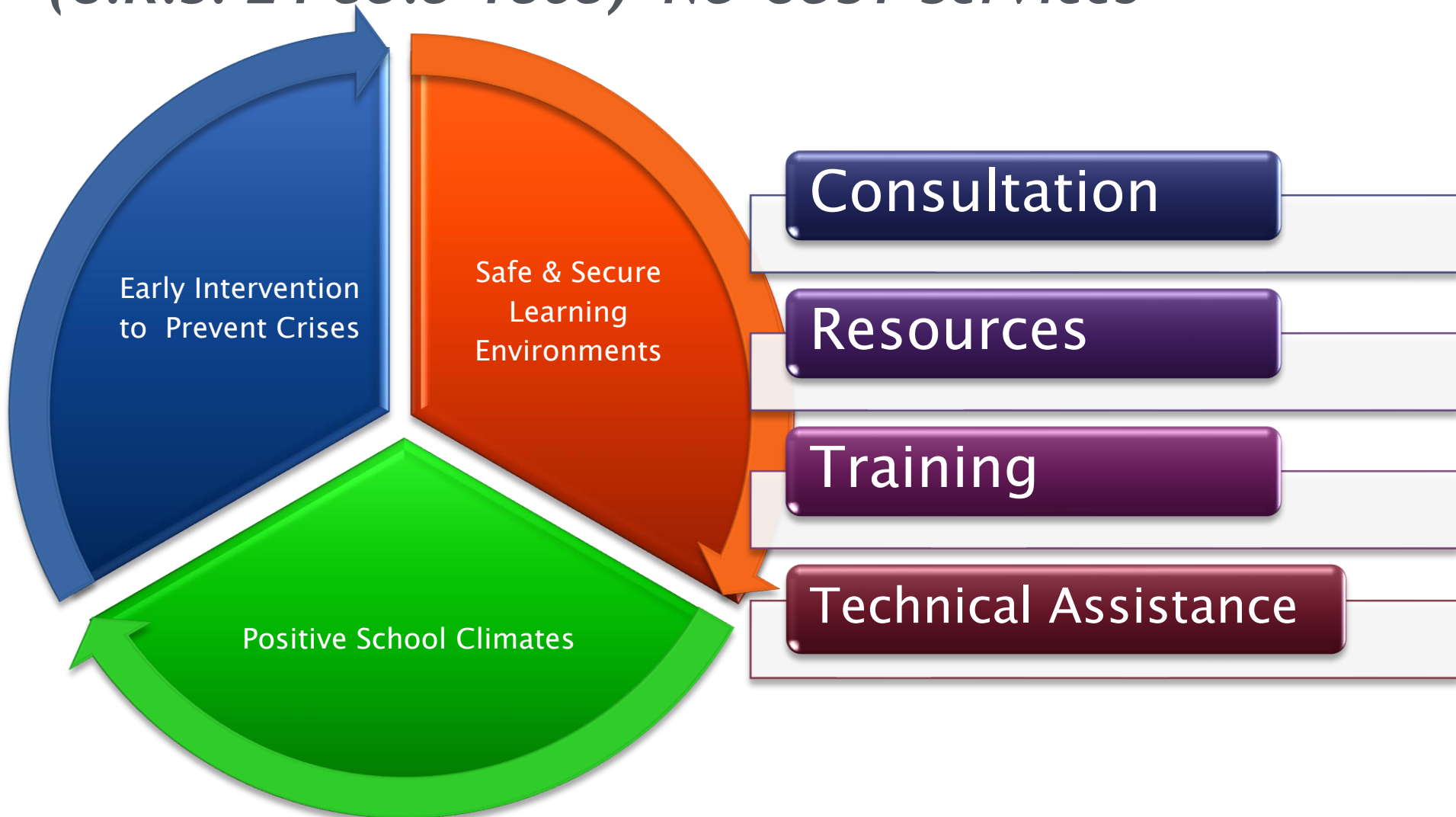
**COLORADO**  
School Safety Resource Center  
Department of Public Safety

# ***SCHOOL SAFETY PLANNING***

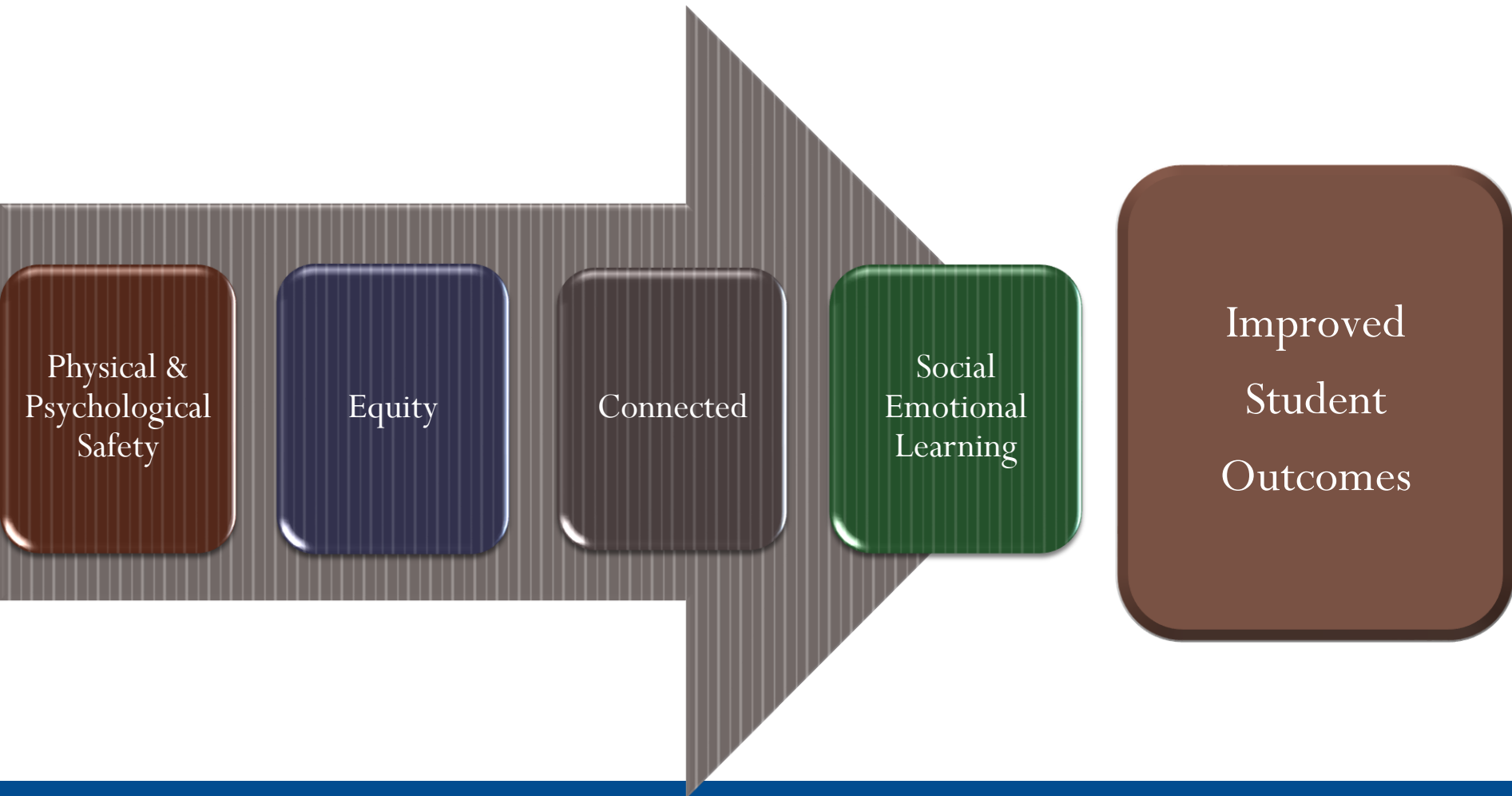
---

Colorado School Safety Resource Center  
Colorado Department of Public Safety

# Colorado School Safety Resource Center (C.R.S. 24-33.5-1803) NO-COST Services



# *School Climate and Achievement*



# Five Preparedness Missions



**an incident or emergency**





<https://cssrc.colorado.gov/> - On Twitter at: @CoSSRC

# Colorado Safe Schools Act

SB00-133

(CRS 22-32-109.1)

Conduct and  
discipline  
code

Reporting  
requirements

Agreements  
with state  
agencies

Crisis  
management  
policy

Safety and  
security policy

Sharing  
information

Open school  
policy

Employee  
screenings

Immunity

Compliance  
with reporting  
requirements

# *Colorado Safe Schools Act*

*(CRS 22-32-109.1)*

*SB08-181: NIMS for Colorado Schools*



Requires all school districts to adopt the tenets of the National Response Framework, including the National Incident Management System (NIMS) and the Incident Command Structure.

Goal is to better prepare schools to respond to emergencies

# ***SB08-181:***

## ***Position Paper Recommendations***

1. Compliance
2. National Response Framework
3. Incident Command Structure (ICS)
4. Emergency Response/Operations/Action Plan
5. MOUs with Community Partners
6. All-hazard Exercise Program
7. Inventory emergency equipment, including communications
8. Training recommendations: FEMA courses



# SB08-181 & SB11-173



Colorado School Safety Resource Center (CSSRC)  
The National Incident Command System and Colorado School District & Charter School Institute (CSI)  
CRS 22-32-109.1 including SB08-181 & SB11-173  
School Response Framework - School Safety, Readiness and Incident Management Plan Outline  
July, 2011



Requirement	Rationale	Recommended Components	Targeted Date of Completion	Date of Completion
1. Establish a date for compliance	On or before July 1, 2009 each district and the CSI was to establish a timeline as to when they will be in compliance with the requirements set forth in SB08-181/CRS 22-32-109.1 and begin working toward achieving the NIMS tenets, in coordination with community partners, develop a strategic plan for achieving compliance.	Send target compliance date to the Colorado Department of Education via the Accreditation Report.	Compliance date established by July 1, 2009	Target Date of Completion:  Actual Date of Completion:
2. Formally adopt the National Response Framework (NRF)	Each district and the CSI must adopt the National Response Framework and NIMS formally through orders or resolutions.	Present/pass a school board order or resolution.		
3. Institutionalize the Incident Command System (ICS)	In adopting the NRF and NIMS, each district and the CSI charter schools will institutionalize ICS. ICS is the coordinating link between multiple agencies and jurisdictions in an emergency response. Each district/charter school will adopt ICS as the management structure to be utilized in school and district emergency response plans.	Each district/charter school should review/revise emergency plans to incorporate NIMS and reflect NRF and review with community partners.  Key district personnel complete recommended minimum NIMS trainings: Safety Team Members & Backups – ICS 100SCa District Crisis Plan Developers – ICS 100SCa and IS 362		
4. Develop an emergency response plan	Each district and charter schools must, on or before July 1, 2009, begin working with key community partners to develop an all-hazard, comprehensive emergency response plan and to the extent possible, an emergency communications plan that coordinates with local, county and state emergency plans. The plan, at a minimum, must identify for each school the following: <ul style="list-style-type: none"> <li>Safety Teams/backups</li> <li>Key operational locations and facilities to be utilized by first responders</li> </ul>	Finalize District Crisis Team members and individual School Crisis Team members. Each facility within the district collaborates with community partners, such as first responders and emergency response agencies to identify key operation locations, facilities, and communications to be utilized in emergency situations, both for the district and the community at large.  Utilizing the "Four Phase Model" the district will create a comprehensive safe school plan that will address prevention/mitigation, preparedness, response/intervention, and recovery.		
5. Enter into memoranda of understanding (MOUs) with community partners	Each district and CSI charter school, to the extent possible, will enter into a memorandum of understanding with community partners that will define the expectations and responsibilities on the part of both the district/charter schools and first responders regarding a response to a school, coordinating services and minimizing potential conflicts.	Written district/charter school MOUs should be with first responding agencies, medical facilities, mental health agencies local emergency management personnel and local or regional homeland security personnel and emergency response agencies.		

IS 100.C An Introduction to ICS

IS 362a Multi-Hazard Emergency  
Planning for Schools

IS 700a National Incident  
Management System (NIMS) An  
Introduction



# *School Safety Planning Team & Crisis Response Team w/initial training*

# *Assess community & building safety concerns*

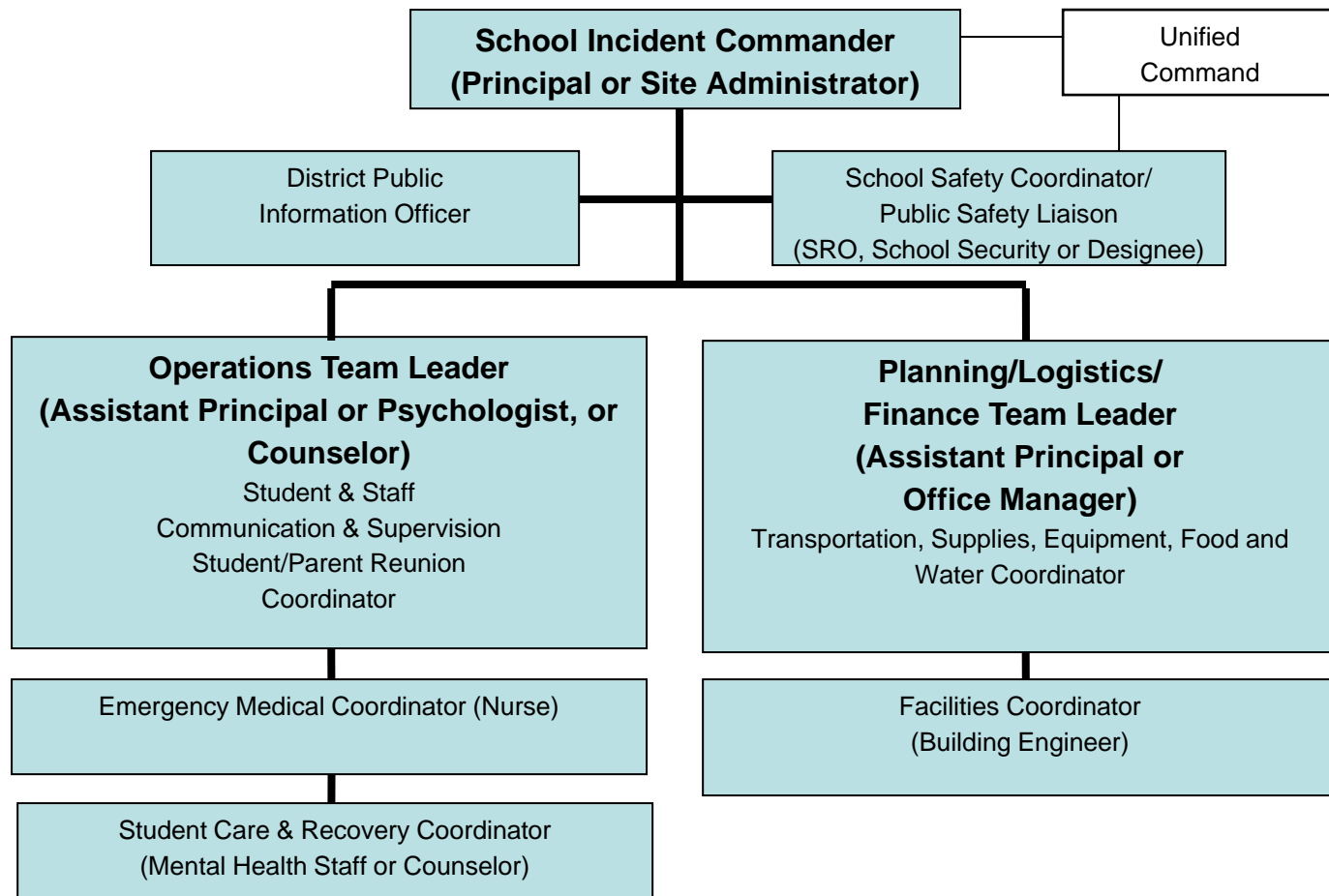


Templates

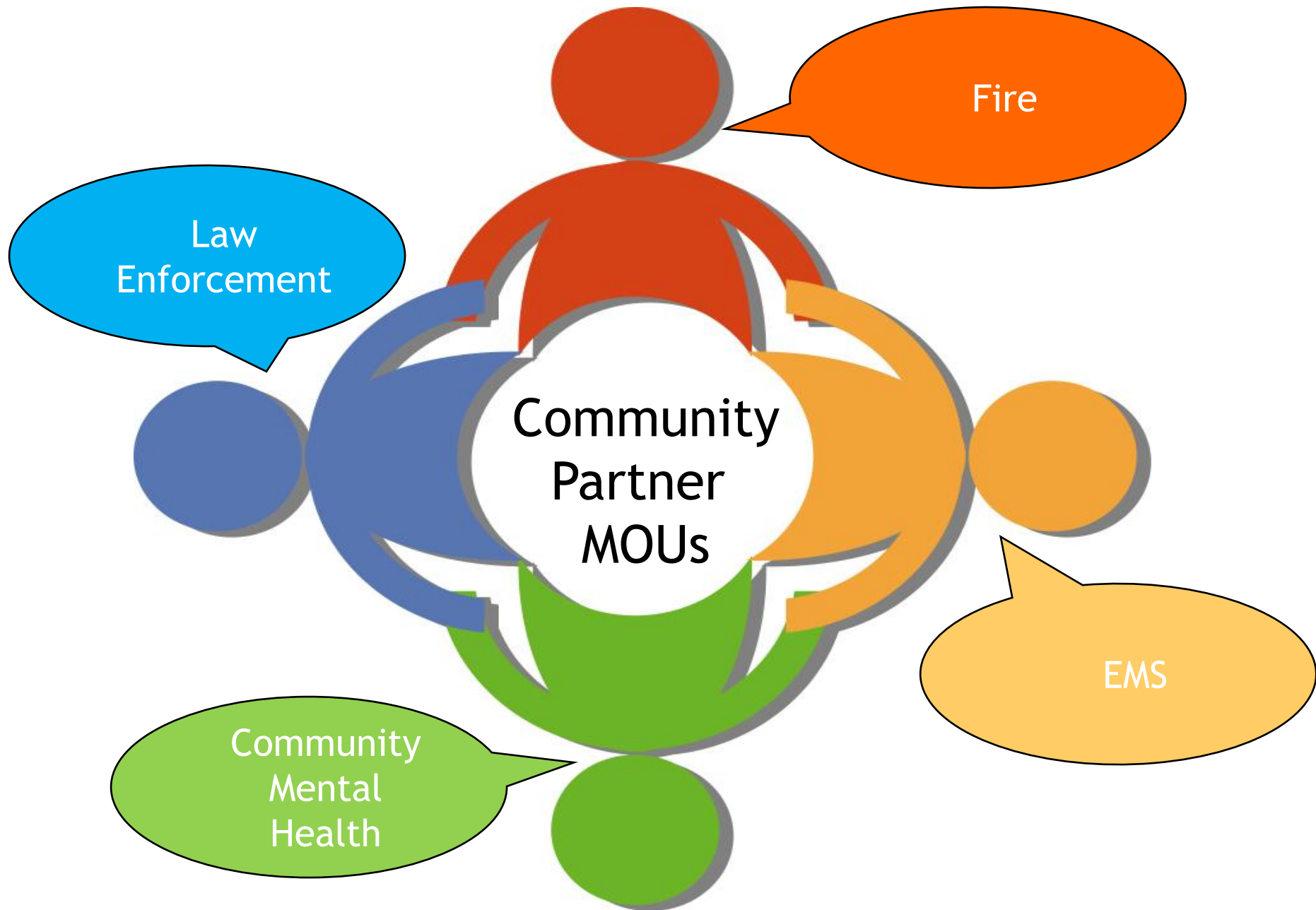
First responders will help

Community emergency managers may help

Free



*Incident Command Structure in place (NIMS compliant)*



# *Communication*

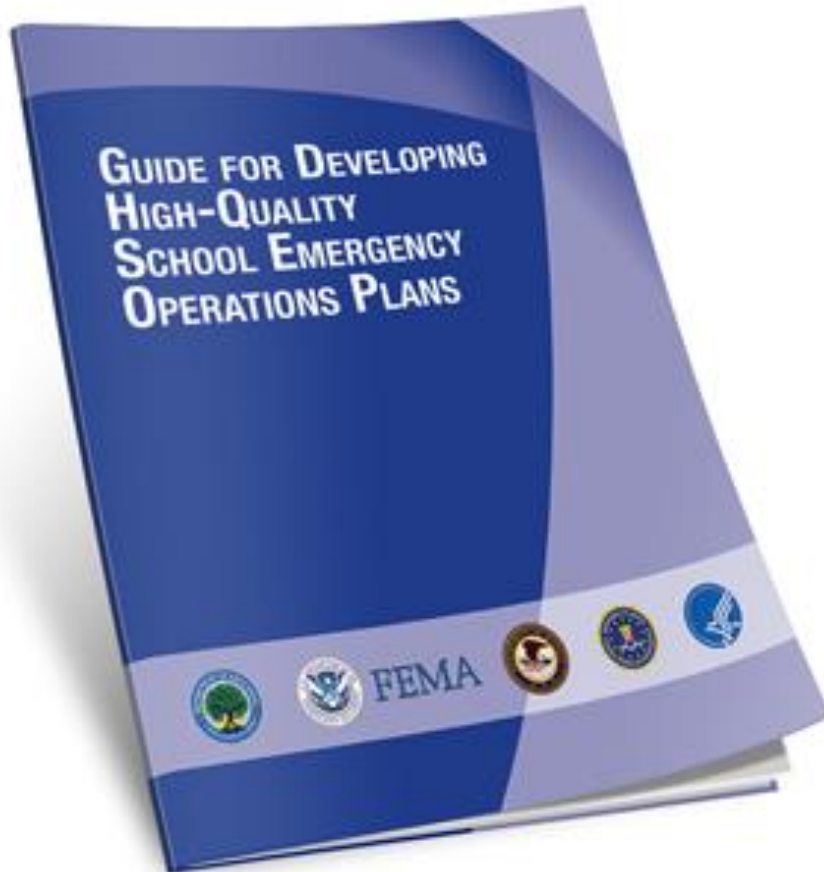
**Interoperability**


**Tested  
Communication**





# *Write/update existing school safety plans*



<b>Colorado</b>	
	
School Safety Resource Center	
<b>Comprehensive School Safety Planning: Suggested Elements for Districts and Schools</b>	
<b>Introduction</b>	<b>2</b>
<b>1. Prevention/Mitigation</b>	<b>3</b>
1.1 Identification of Teams	3
1.2 Assessment Strategies	4
1.3 Provide Adequate and Appropriate Supervision and Training	4
1.4 Policies and Procedures	4
1.5 Provide Anonymous Reporting	5
1.6 Develop Written Interagency Information Sharing Agreements	5
1.7 Increase Violence Prevention Awareness for Staff	5
1.8 Provide Evidence-Based Programs for Students	6
1.9 Provide Comprehensive Health & Psychological Services	6
1.10 Additional Prevention/Mitigation Considerations	6
<b>2. Preparedness</b>	<b>9</b>
2.1 Develop Plan and Train the Teams	9
2.2 Establish Written Memoranda of Understanding	11
2.3 Develop and Implement Effective Communications	11
2.4 Conduct Annual Inventories of Equipment and Supplies	11
2.5 Collaborate with First Responders	11
2.6 Train All Staff and Students in Universal Emergency Actions	12
2.7 Develop a Release/Reunification Plan	12
<b>3. Response</b>	<b>13</b>
3.1 Implement Universal Emergency Actions	13
3.2 Institute Response Procedures for Multi-Hazards	14
3.3 Complete After Action Reports	15
<b>4. Recovery</b>	<b>16</b>
4.1 Physical/Structural Recovery	16
4.2 Business Recovery	16
4.3 Restoration of Academic Learning	17
4.4 Psychological/Emotional Recovery	17
4.5 Capture Lessons Learned and Make Revisions to All Plans	18
<b>References</b>	<b>18</b>
<b>Appendix: Comprehensive School Safety Planning: Elements Checklist</b>	<b>1</b>
2012	

# Develop emergency actions & conduct drills

Do you have a plan for:

1. Lockdown
2. Lockout
3. Shelter-in-Place (Includes Weather Shelter)
4. Evacuation
5. Release and Reunification

## In an Emergency When you hear it. Do it.



### Lockout! Secure the Perimeter.

**Students**  
Return inside  
Business as usual

**Teachers**  
Bring students into the building  
Increase situational awareness  
Take roll  
Business as usual

### Lockdown! Locks, Lights, Out of Sight.

**Students**  
Move away from sight  
Maintain silence

**Teachers**  
Lock classroom door  
Turn out the lights  
Move away from sight  
Maintain silence  
Wait for responder to open door  
Take roll

### Evacuate! (Directions to Follow.)

**Students**  
Leave your stuff behind  
Form a line  
Hand in hand

**Teachers**  
Lead evacuation to location  
Take roll  
Notify if missing, extra or injured students

### Shelter! (Directions to Follow.)

**Students**  
Shelter types:  
1. For tornado  
2. For bomb  
3. For hazmat  
Shelter methods:  
1. Drop, cover and hold  
2. And seal  
3. In silence

**Teachers**  
Shelter type  
Shelter method  
Take roll



© Copyright 2008. All Rights Reserved. The "I Love U Guys" Foundation. Rating: CC. More info at <http://iloveuguy.org>. The Standard Response Protocol and logo are trademarks of The "I Love U Guys" Foundation and may be registered in certain jurisdictions.

## Standard Reunification Method

A Practical Method to Unite Students with Parents After an Evacuation or Crisis.  
Based on the Adams 12, Five Star School District Practices.

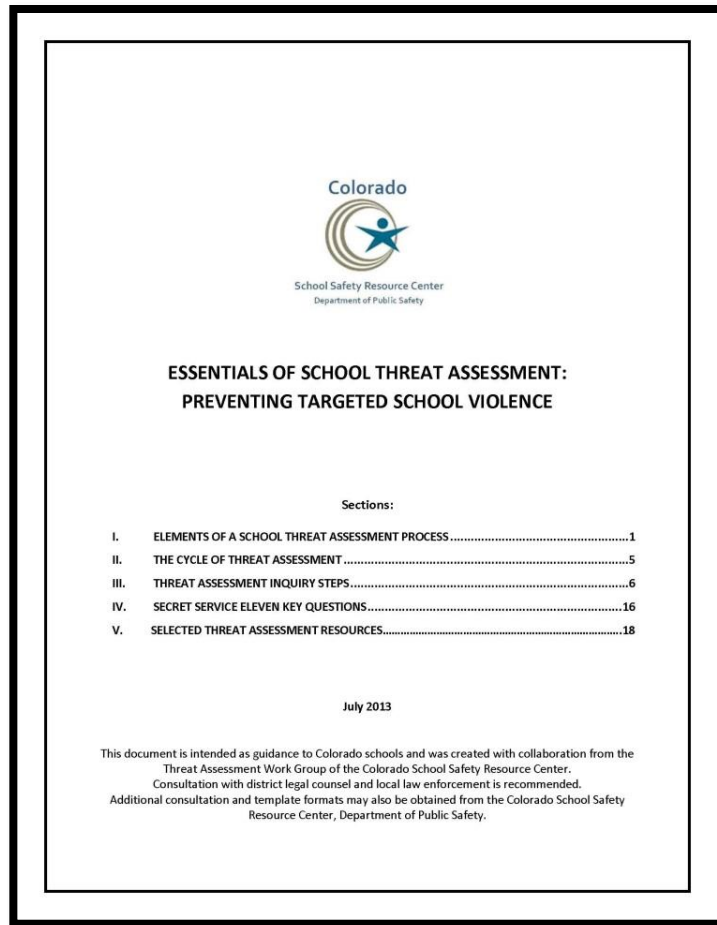
The "I Love U Guys" Foundation  
Version 0.9.5

 i love u guys  
FOUNDATION





# Threat Assessment - Team, Procedures, Training



CSSRC/free

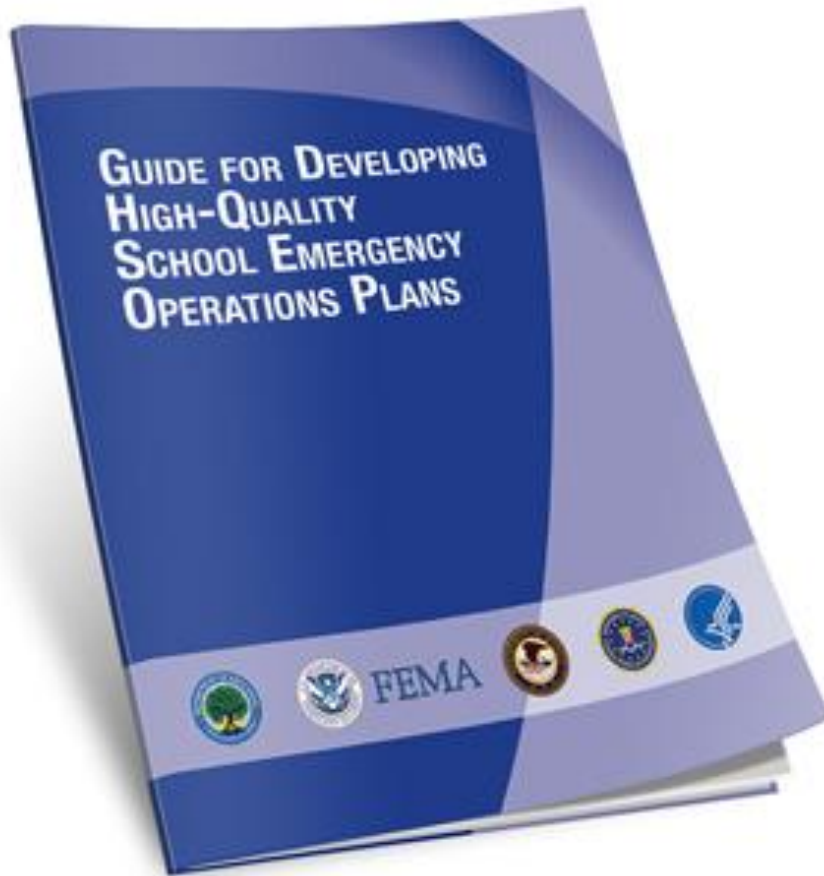
# *Psychological Recovery Team trained*

CSSRC/free

PREPaRE/NASP



*Continue to complete and update plan and train according to best practices*



## Colorado School Emergency Operations Plan Exercise Toolkit

Available at:

<http://www.safeschools.state.co.us/Preparedness%20Resources.htm#k8>



*This toolkit was funded in part by a grant from the FEMA Grants Program Directorate, U.S. Department of Homeland Security*

# *Suggested First Steps*

School Safety Planning Team & Crisis Response Team w/initial training	IS 100C for Schools IS 362.a Multi Hazards IS 700.a NIMS Both free online from FEMA
Assess community & building safety concerns	Templates/First responders will help/community emergency managers may help/free
Write/update existing school safety plans	Templates available/CSSRC can assist/free
Incident Command Structure in place (NIMS compliant)	Templates available/CSSRC/free

# *Suggested Next Steps*

Develop emergency actions & conduct drills including communication checks (Evacuation, Shelter-in-Place, Lockdown, Lockout & Reunification)	Templates from CSSRC & others/free CSSRC can assist with tabletop drills/free
Threat Assessment - policy & procedures in place for a process	Sample available/CSSRC/free
Threat Assessment Team trained	CSSRC/free
Psychological Recovery Team trained	CSSRC/free PREPaRE/NASP
Continue to complete and update plan and train according to best practices	Templates available from CSSRC/U.S. Dept. of Ed/U.S. Dept. of Homeland Security

# *Suggested School Teams*

## Teams

Building  
Safety  
Planning  
Team

Building  
Crisis Team

Threat  
Assessment  
Team

Psychological  
Recovery  
Team

Reunification  
Team

# ***Guidance Documents***

## **CSSRC:**

- Comprehensive School Safety Planning Suggested Elements
- CSSRC Suggested Elements Checklist

## **U.S. Department of Ed:**

- A Guide to Vulnerability Assessments (2008)

## **U.S. Department of Homeland Security:**

- K-12 School Security Practice Guide & Checklist (April 2018)

## **U.S. Government Agencies:**

- Guide for Developing High Quality School Emergency Operations Plans (June 2013)

*THANK YOU FOR SHARING THIS TIME TODAY.  
I WISH YOU A SAFE AND SUCCESSFUL SCHOOL YEAR.*

*PLEASE CONTACT US IF WE MAY BE OF ASSISTANCE:*

---

